

PD-CE 360/8 Slave

Item number

EP10510748

GTIN

4015120510748



Technical data

GENERAL

Device category	Ceiling-mounted presence detector
Included in delivery	Includes lens mask
Product information	Mounting position: Keep a safe distance of 5 m from radio antennas (e.g. WiFi access points).
Remote controllable	-
Conformity	CE, EAC, RoHS, WEEE
Product-specific information	Configuration via ESY-app (ESY-Pen required!) or IR remote control possible.
Warranty	5 years

ATTACHMENT

Installation type	Recessed mounting
Installation position	Ceiling
Installation dimension	Installation depth: 67 mm, Ø 68 mm
Type of connection	Push terminal
Connectable wire cross section	1,5 - 1,5 mm ²

HOUSING

Dimensions	Height/Depth 24 mm, Ø 82 mm
Weight	107 g
Material	UV-stabilised polycarbonate, UV-stabilised PE
Protection type	IP40
Permissible ambient temperature	-25 °C...+50 °C
Relative humidity	5 - 93 %, non-condensing
Colour	opal matt

Product description

- "Slave" presence detector for extending the field of detection of a "master" presence detector with **360° field of detection** for recessed ceiling mounting
- **range of up to 8 m** in diameter as a cost efficient system upgrade with up to 10 additional extensions
- "Slave" detector can be connected to the following presence detectors:
 - PD-CE360i/8 / PD-CE360i/8 GST / PD-CE360i/8 WAGO
 - PD-CE360i/24 / PD-CE360i/24 GST / PD-CE360i/24 WAGO

ELECTRICAL VERSION

Control system	ON/OFF
Protection class	II
Nominal voltage	230 V AC / 50 Hz
Power consumption	0,3 W

SENSORS

Detection angle	360°
Detection range diagonally	Ø 8 m
Detection range head-on	Ø 6 m
Detection range presence	Ø 4 m
Field of detection	up to 50 m ²
Recommended installation height	3 m
Max. mounting height	5 m
Light measurement	none

CHANNELS (LIGHTING / HVAC)

Push button input HVAC	-
Slave input	✓
Constant light control	-
Channel	C1 Lighting
Function	Not relevant
Switch contact	Bus system
Push button input	-
Impulse mode	-

PD-CE 360/8 Slave

Item number	GTIN
EP10510748	4015120510748

Factory settings

GENERAL		Operating mode	fully automatic
Sensitivity	100 %	Level of brightness/switching threshold	400 lx
CHANNELS (LIGHTING / HVAC)		Switch-off delay time	5 min
Channel	C1 Lighting		

Accessories

Product designation	Item number	Product description	GTIN
Ceiling-mounted presence detector			
PD-CE 360i/8	EP10510700	Presence detector with 360° field of detection for ceiling flush mounting	4015120510700
PD-CE 360i/8 WIELAND GST18	EP10510717	Presence detector with 360° field of detection for ceiling flush mounting	4015120510717
PD-CE 360i/8 WAGO WINSTA	EP10510786	Presence detector with 360° field of detection for ceiling flush mounting	4015120510786
PD-CE 360i/24	EP10510724	Presence detector with 360° field of detection for ceiling flush mounting	4015120510724
PD-CE 360i/24 WIELAND GST18	EP10510731	Presence detector with 360° field of detection for ceiling flush mounting	4015120510731
PD-CE 360i/24 WAGO WINSTA	EP10510793	Presence detector with 360° field of detection for ceiling flush mounting	4015120510793

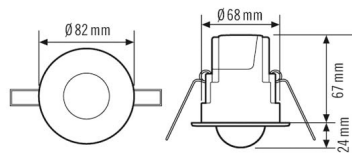
Electrical accessories

FILTER 230 V	EP10426988	Filter for suppression of inductive loads, such as relays, contactors, fluorescent lamps and transformers	4015120426988
--------------	------------	---	---------------

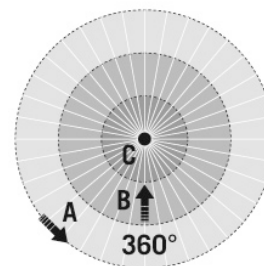
Protection

BASKET GUARD ROUND SMALL	EM10425615	Basket guard for presence and motion detectors and smoke detectors, Ø 165 mm, height 70 mm	4015120425615
--------------------------	------------	--	---------------

Dimension drawing



Field of detections



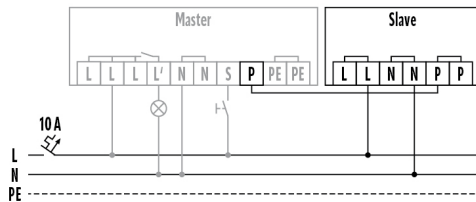
Detection range

Diagonally (A)	Ø 8 m
Frontal (B)	Ø 6 m
Presence area (C)	Ø 4 m

PD-CE 360/8 Slave

Item number **GTIN**
EP10510748 4015120510748

Circuit diagram



Master/slave connection for presence detectors: a maximum of 10 slave devices may be connected to one master.

Detailed product description

- "Slave" presence detector for extending the field of detection of a "master" presence detector with 360° field of detection for recessed ceiling mounting
- **range of up to 8 m** in diameter as a cost efficient system upgrade with up to 10 additional extensions
- All parameters are set on the "master" detector; the "slave" device records movements and relays them to the "master"
- Recessed-mounted device as standard with white cover and design ring IP 20
- Universal surface-mounted box IP 54 with double diaphragm line entrance (accessory)
- Double plug-in terminals for through-wiring
- Modular system consisting of power box and plug-in sensor
- Power box installation/connection - after completion of the painting work the sensor can be simply plugged in
- Large wiring space due to low overall height of the power box
- "Slave" detector can be connected to the following presence detectors:
 - PD-CE360i/8 / PD-CE360i/8 GST / PD-CE360i/8 WAGO
 - PD-CE360i/24 / PD-CE360i/24 GST / PD-CE360i/24 WAGO